

YATO



NOWY DESIGN

SZAFKA SERWISOWA Z 177 NARZĘDZIAMI

YT-5530

177 PCS
12 TRAYS
WKŁADOW

958x766
x465 mm

6x

BALL BEARING
ŁOŻYSKA
KULKOWE

25kg
35kg
35kg

DRAWERS
LOCKING
BLOKADA
SZUFLAD

NON SLIP
POLYPROPYLENE
WORKTOP
ANTYPOŚLIZGOWY
POLIPROPYLENOWY
BLAT

WHEELS
125 mm
101x65

2xT

UNIVERSAL
PERFORATION
UNIWEKSALNA
PERFORACJA

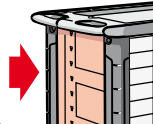
DOUBLE
WALLS
PODWÓJNE
SCIANY

CORNER BUMPERS
NAROŻNE ODBOJNIKI

uniwersalna perforacja

centralny zamek

antypoślizgowy blat roboczy



narożne odbojniki

gumowe kółko z hamulcem

blokada szuflad



www.yato.com

12 wymiennych modułów z narzędziami YATO

SZUFLADA 1



6, 7, 8, 9, 10, 11, 12, 13, 14, 15, 16, 17, 18, 19, 20, 21 mm; CrV



22, 24, 27, 28, 30, 32 mm; CrV



6x7, 8x9, 10x11, 12x13, 14x15, 16x17, 18x19 mm; CrV


SZUFLADA 2



180 mm;
160 mm;
160 mm LONG NOSE;
160 mm BENT NOSE



3x75, 5x100, 5x150, 6x38, 6x100, 6x150, 8x150 mm; CrMo;

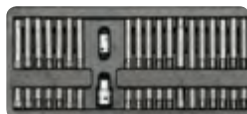


PH0x100, PH1x75, PH1x100, PH2x38, PH2x100, PH2x150, PH3x150 mm; CrMo

SZUFLADA 3



1/2" (12.7 mm); 8, 9, 10, 11, 12, 13, 14, 15, 16, 17, 18, 19, 20, 21 mm (L=76 mm); CrV 50BV30; 1/2" (12.7 mm); (127 mm); CrV 50BV30; 1/2" (12.7 mm); (127 mm); CrV 50BV30; 1/2" (12.7 mm); (255 mm); 72T; CrV 6140; 1/2" (12.7 mm); (255 mm); CrV 50BV30; 1/2" (12.7 mm); 16; 21 mm; CrV 50BV30



H4, H5, H6, H7, H8, H10, H12 (L=30 mm); H4, H5, H6, H7, H8, H10, H12 (L=75 mm); AISI S2; M5, M6, M8, M10, M12 (L=30 mm); M5, M6, M8, M10, M12 (L=75 mm); AISI S2; T20, T25, T30, T40, T45, T50, T55 (L=30 mm); T20, T25, T30, T40, T45, T50, T55 (L=75 mm); AISI S2; 1/2" (12.7 mm), 3/8" (9.5 mm)



1/2" (12.7 mm); 10, 11, 12, 13, 14, 15, 16, 17, 18, 19, 20, 21, 22, 23, 24, 27, 30, 32 mm; CrV 50BV30


SZUFLADA 4



300 g (L=300 mm);
40 mm (L=350 mm);
10x8x142 mm,
12x10x152 mm, 16x13x172 mm



3/8" (9.5 mm): 6, 7, 8, 9, 10, 11, 12, 13, 14, 15, 16, 17, 18, 19, 20, 21, 22 mm; CrV 50BV30; 3/8" (9.5 mm); (76, 152.4 mm); CrV 50BV30; 3/8" (9.5 mm); (9.5 mm); CrV 50BV30; 3/8" (9.5 mm); (200 mm); 72T; CrV 6140; 3/8" (9.5 mm); (198 mm); CrV 50BV30



1/4" (6.3 mm): 3.5, 4, 4.5, 5, 5.5, 6, 7, 8, 9, 10, 11, 12, 13, 14 mm; CrV 50BV30; 1/4" (6.3 mm): 8, 10, 11, 12, 13 mm; CrV 50BV30; 1/4" (6.3 mm); (50.8, 101.6 mm); CrV 6140; 1/4" (6.3 mm); CrV 50BV30; 1/4" (6.3 mm); (155 mm); 72T; CrV 6140; 1/4" (6.3 mm); (150 mm); CrV 50BV30; 1/4" (6.3 mm); (152.4 mm); CrV 50BV30


12 wymiennych modułów z narzędziami YATO

SZUFLADA 1




6, 7, 8, 9, 10, 11, 12, 13, 14, 15, 16, 17, 18, 19, 20, 21 mm; CrV;
 22, 24, 27, 28, 30, 32 mm; CrV;
 6x7, 8x9, 10x11, 12x13, 14x15, 16x17, 18x19 mm; CrV

SZUFLADA 2



180 mm; 160 mm;
 160 mm LONG NOSE; 160 mm BENT NOSE
 3x75, 5x100, 5x150, 6x38, 6x100, 6x150, 8x150 mm; CrMo;
 PH0x100, PH1x75, PH1x100, PH2x38, PH2x100, PH2x150, PH3x150 mm; CrMo

SZUFLADA 3



1/2" (12.7 mm): 10, 11, 12, 13, 14, 15, 16, 17, 18, 19, 20, 21, 22, 23, 24, 27, 30, 32 mm; CrV 50BV30; 1/2" (12.7 mm): 8, 9, 10, 11, 12, 13, 14, 15, 16, 17, 18, 19, 20, 21 mm (L=76 mm); CrV 50BV30; 1/2" (12.7 mm): (127 mm); CrV 50BV30; 1/2" (12.7 mm); CrV 50BV30; 1/2" (12.7 mm): (255 mm); 72T; CrV 6140; 1/2" (12.7 mm): (255 mm); CrV 50BV30; 1/2" (12.7 mm): 16; 21 mm; CrV 50BV30; 1/2" (12.7 mm): H4, H5, H6, H7, H8, H10, H12 (L=30 mm); H4, H5, H6, H7, H8, H10, H12 (L=75 mm); AISI S2; M5, M6, M8, M10, M12 (L=30 mm); M5, M6, M8, M10, M12 (L=75 mm); AISI S2; T20, T25, T30, T40, T45, T50, T55 (L=30 mm); T20, T25, T30, T40, T45, T50, T55 (L=75 mm); AISI S2; 1/2" (12.7 mm), 3/8" (9.5 mm)

SZUFLADA 4



3/8" (9.5 mm): 6, 7, 8, 9, 10, 11, 12, 13, 14, 15, 16, 17, 18, 19, 20, 21, 22 mm; CrV 50BV30; 3/8" (9.5 mm): (76, 152.4 mm); CrV 50BV30; 3/8" (9.5 mm); CrV 50BV30; 3/8" (9.5 mm): (200 mm); 72T; CrV 6140; 3/8" (9.5 mm): (198 mm); CrV 50BV30; 1/4" (6.3 mm): 3.5, 4, 4.5, 5, 5.5, 6, 7, 8, 9, 10, 11, 12, 13, 14 mm; CrV 50BV30; 1/4" (6.3 mm): 8, 10, 11, 12, 13 mm; CrV 50BV30; 1/4" (6.3 mm): (50.8, 101.6 mm); CrV 6140; 1/4" (6.3 mm); CrV 50BV30; 1/4" (6.3 mm): (155 mm); 72T; CrV 6140; 1/4" (6.3 mm): (150 mm); CrV 50BV30; 1/4" (6.3 mm): (152.4 mm); CrV 50BV30; 300 g (L=300 mm); 40 mm (L=350 mm); 10x8x142 mm, 12x10x152 mm, 16x13x172 mm